

Wireless temperature and humidity sensor with thermostat


Code: JB-151TH


A display-free alternative to the basic thermostat, identical in terms of functionality. Ideal for places where a local user interface is not required, such as guesthouses, offices or technical rooms.





Product description:

Main specifications

 82 x 82 x 22 mm

 2x LR6 (AA 1.5 V)

 Up to 3.5 years

 JA-103K, JA-107K



 White or Black / anthracite





Low costs, easy and worry-free

The unique combination of thermostat and alarm functions offers a number of advantages, making it easy to achieve savings in both purchase and operating costs.

The sensor uses a secure and reliable alarm infrastructure for its internal and external communication. This allows remote access to control and settings from MyJABLOTRON 2, even without costly additional control units or separate cabling, even in the event of a local Internet outage or insufficient Wi-Fi signal coverage.

The thermostat's response to system events offers automatic temperature reduction when leaving the building, opening a window, and other situations where full heating is not necessary. Without user intervention, the thermostat automatically saves operating costs whenever possible.

Shop, restaurant or hotel? No problem without a local user interface

The sensor only indicates locally whether it is heating/cooling or in standby mode. It does not display the temperature or allow it to be adjusted. This makes it ideal for public spaces where unauthorised access to temperature controls is undesirable.

All controls and settings are clearly and conveniently available from MyJABLOTRON 2. From the temperature schedule to humidity control, only authorised personnel have full control over the environment in the building, from anywhere.



One sensor, up to three controlled appliances

Thanks to seasonal heating and cooling modes and parallel ventilation mode, the thermostat function can independently control up to 3 different PG outputs of the system. You can connect it not only to underfloor heating, heating ladders or radiators, but also to air conditioning or ventilation.

The sensor does not require a direct wired connection to the appliances. Control instructions are sent to the system digitally, and any output module can switch the appliance on and off. The range includes products designed for connection to heating systems and universal relays, offering endless application possibilities.

Read more about construction preparation and connecting JABLOTRON 100+ to the heating system

The temperature adapts perfectly to the daily routine of the building

The programme mode, controlled according to an individual time schedule, is designed for normal operation. During this mode, the thermostat switches between a comfortable temperature, for example during working hours, and an economical temperature when no one is in the building.

Outside the standard heating schedule, the temperature can be adjusted manually at any time according to current needs. The thermostat resynchronises itself with the programme at the next scheduled temperature change.

If you leave the building, the thermostat automatically shortens the comfort period to save costs. Before your return, regardless of the security status, it will start heating again according to the plan to a comfortable temperature so that your return to the building is completely comfortable. Conversely, an open window or other set condition blocks heating for its entire duration. Even during a continuous block, however, the thermostat function checks to ensure that the space does not cool below the minimum temperature set for the off mode.

Convenient installation on a box or bare wall

The sensor can be installed on a box with a screw spacing of 60 mm or any flat surface without any preparation. However, due to the space required for the batteries, the wireless version of the sensor cannot be recessed into the box. The package therefore only contains the rear part for surface mounting with an overlap of 22 mm.

The screwless terminal block facilitates the connection of the optional [JB-TS-NTC10K](#) floor sensor.



Additional safety and comfort features

- Limiting the floor temperature based on floor sensor measurements.
- Fault or alarm notification and report to the PCO when high or low emergency temperatures are reached
Manual mode for maintaining a constant static temperature.
- Off mode with automatic maintenance of a safe temperature.
- User notifications in MyJABLOTRON 2 when the temperature exceeds or falls below the set temperature
Temperature and humidity history graphs in MyJABLOTRON 2.
- Bulk control commands and saving settings to all thermostats in MyJABLOTRON 2.





What to pay attention to when designing the system

- ⊗ Accessing the advanced thermostat settings in MyJABLOTRON 2 requires entering an administrator code, as this involves changing the system configuration.
- ⊗ When choosing the location of the sensor, avoid places where the measurement of the room temperature may be affected by external influences, such as draughts or the sensor being heated by the sun.
- ⊗ The wireless version of the sensor cannot be installed partially recessed into the box due to the space required for the batteries. The wireless version package therefore only contains the rear part for surface mounting, which can be installed on the box without recessing.
- ⊗ The number of wireless thermostats and sensors in the system is limited only by the number of unoccupied positions for wireless peripherals 1 to 120. However, the number of PG outputs for switching appliances that can be controlled wirelessly is limited by the wireless range of PG 1 to 32.
- ⊗ One PG output can only be controlled by one thermostat/sensor. If you install multiple thermostats/sensors that jointly control one heat source (e.g. a boiler), a separate PG output must be created for the boiler, which will use OR logic to copy all PG outputs controlled by individual thermostats.
- ⊗ When using floor cooling with reverse heat pump operation, the entire floor system must be protected against condensation. Consult the heating system supplier about the purpose of this application; protection against condensation must be provided on the heat pump side.

JABLOTRON Thermostat Portfolio

Where to next?

Are you a JABLOTRON installation partner? Don't hesitate to order the new thermostats from your chosen distributor. Would you like to add thermostats to your portfolio, but aren't a partner yet? Just sign up for training.

[Order sensor](#)

[I want to become a partner](#)

Technical information:

Temperature measuring range with external sensor	-40 to+ 125 C° (± 0.2° C)
Operating temperature range	-20 to +40 C°
Humidity measuring range	0 - 100 %
*Temperature controller class	I. (according to Regulation (EU) No 813/2013)
*Contribution of controllers to seasonal	ηS = 1 % (according to Regulation (EU) No 813/2013) *for both parameters in the control panel configuration
Power supply	2x alkaline 1.5 V AA type LR6 (BAT-1V5-AA recommended) Batteries are not included.
Typical battery life	3 years
Low battery voltage detection	2.2 V

Rated current draw	56 µA
Maximum current draw	35 mA
IP resistance	IP 31
Communication frequency	868.1 MHz Jablotron protocol
Communication range	500 m
Max. radio frequency power ERP	<25 mW
Dimensions	82 x 82 x 22 mm
Weight (without batteries)	85,4 g
Operating humidity	75 % (non-condensation)
Environment	indoor general
It also meets	EN 60730-1, EN IEC 62368-1, EN 50130-4, EN 55032, ETSI EN 300 220-2, EN IEC 63000
Recommended screws	2x ø 3.5 mm (half-round head)